

InTheWall

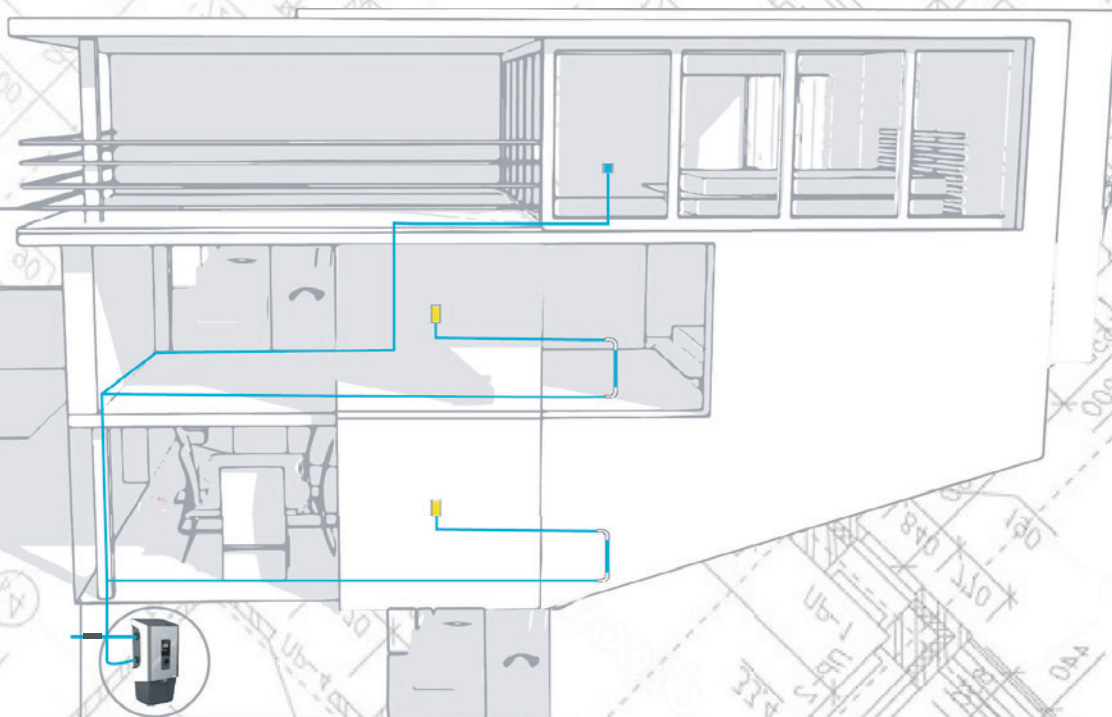
Retractable hose system

disan[®]
Central Vacuum Systems

USER'S MANUAL



The new solution for faster and easier cleaning



InTheWall

The InTheWall system was developed to make cleaning faster and easier and to give your home the highest possible hygiene-standards.

The new retractable hose system makes central vacuum systems even more comfortable.

InTheWall consists of an inlet valve (attached to the wall) and a pipeline that lies behind the valve, which stores the flexible hose. When the hose is needed it can be pulled out. After cleaning, it goes back into the pipe just as easily. It is only visible when someone is actually using it.

Hose with hose covering



The suction line lies behind the wall and consists of a piping system with wide curves. Since the hose lies inside the pipe right behind the inlet valve, the curves cannot be too tight.

The installation set for one inlet valve includes:

Three PVC sweep ells 90°, two PVC sweep ells 45°, two PVC sweep ells 22°, ten adapter 50mm till 2", eight PVC pipes 2" with a length of 1.75m, six couplings 2"/2", one tube of PVC adhesive 125g, 25m of remote control wire.

A back-up box (with perpendicular entry from above and from below) for perforated walls as well as plasterboard walls. With the ability to adjust to uneven plaster and plaster thickness up to 25mm (better than competitors). With intuitive and ergonomic locking system, sealed low-voltage cables, protective cover. The whole box has a depth of 73mm.

The InTheWall lid that covers the box is available in four different colours (including white). It has an opening stop and four screws for axial adjustment.

The flexible hose with the connections on both sides are available in three different lengths: 9m, 12m and 15m.

Cleaning set with ergonomic handle with suction control, telescopic chrome steel wand, 30cm floor tool in white, white upholstery tool, white crevice tool, white round dusting brush.




Piping system
with wide
curves

Preparatory work

Completion




After installing the back-up box screw
off the yellow protective cover and
screw on the InTheWall lid.
Now you only have to adjust the dis-
tance screw to the plaster thickness.



**Rounded edges and
elegant design**



**New: the position of the lid can be
adjusted to the plaster thickness
and to eventual uneven surfaces**



Up to
2 cm

Available in 2 colors:






- White
- Black

New Start and Stop system


By easily pulling out the
handle, the hose stays in the
wanted position and the
suction starts.



Ergonomic and intuitive



Kit IT101S



x1

IT003S
*Squared back-up box
InTheWall*



x9

VRZ050
*PVC pipe 1,75 m
Ø 2"*



x1

EM025
*Remonte control wire
2 x 1mm fire pro. 25 m*



x9

LPF202
*Coupling
Ø 2"*



x1

KM125
*Tube of PVC
adhesive 125 gr*




x4

IT031
*Adapter
Ø 50 mm till 2"*



x2

IT006
*PVC sweep ell 45°
white f/f Ø 2"*



IT018
*Safety stopper
complete*



x3

IT005
*PVC sweep ell 90°
white f/f Ø 2"*



x2

IT007
*PVC sweep ell 22,5°
white f/f Ø 2"*



Completion Set



SZ112 – SZ009 without hose covering

- IT008, handle
- IT009, 9m flexible hose without hose covering
- IT012, 12m flexible hose without hose covering
- IT002S, inlet valve color white
- SZN334W, round dusting brush white
- SZN340W, upholstery tool white
- SZN342W, crevice tool white
- SZN345W, 30cm floor tool
- SZN319, telescopic wand

Attention: the hose covering cannot be added later on.

SZ112C – SZ009C with hose covering

- IT008, handle
- IT009C, 9m flexible hose with hose covering
- IT012C, 12m flexible hose with hose covering
- IT002S, inlet valve color white
- SZN334W, round dusting brush white
- SZN340W, upholstery tool white
- SZN342W, crevice tool white
- SZN345W, 30cm floor tool white
- SZN319, telescopic wand

Attention: if requested the set is also available with a length of 15m.



USER'S MANUAL

© 2020 Disan GmbH – Zentralstaubsauganlagen
Bozner Boden Mitterweg 13/a – I-39100 Bozen
Email: info@disan.com
Tel.: +09 0471 971 000
Fax.: +39 0471 978 888
www.disan.com

